

Dillon Test Site (Dillon-123456)

Site ID	Dillon-123456	DILLON
Site Name	Dillon Test Site	
Site Address	1000 Armstrong Dr Fairmont, MN 56031	
Contractor Name	Dillon Tower Specialists	
Inspected By	John Doe	
Inspection Date	4/15/2021	
Wind Speed	5.99 mph	
Wind Direction	WNW	

TOWER SPECIFICATIONS	
Tower Manufacturer Name	ABC inc.
Tower Type	25-Series Guyed
Tower Structure Height	450 ft
Face Width	3.145 ft
GPS Latitude	43.6522
GPS Longitude	-94.4611

DILLON QUICK CHECK-T	
Dillon Device Name	Dillon-107134
Serial#	107134
Capacity	10000
Cal Due	4/10/2022
Cal Check	Yes

GUY TENSION MEASUREMENTS											
Anchor (Leg)	A						GPS Latitude	44.112794			
							GPS Longitude	-94.234159			
Guy Level	Elev.	Radius	Drop-Rise	Type	Size	Temp	Pre Tn	Min	Max	Post Tn	
1	100 ft	1000 ft	0 ft	EHS	1/2" 1-7	43 °F	2060	2754	3366	3360 lbf	
2	200 ft	1000 ft	0 ft	EHS	1/2" 1-7	44 °F	3280	2739	3347	3080 lbf	
3L	300 ft	1000 ft	0 ft	EHS	5/8" 1-7	44 °F	3280 lbf	4291 lbf	5244 lbf	4420 lbf	
3R	300 ft	1000 ft	0 ft	EHS	5/8" 1-7	44 °F	4420 lbf	4291 lbf	5244 lbf	4420 lbf	
4	400 ft	1000 ft	0 ft	EHS	3/4" 1-19	44 °F	4420 lbf	5891 lbf	7200 lbf	6660 lbf	

GUY TENSION MEASUREMENTS											
Anchor (Leg)	B						GPS Latitude	44.112799			
							GPS Longitude	-94.234277			
Guy Level	Elev.	Radius	Drop-Rise	Type	Size	Temp	Pre Tn	Min	Max	Post Tn	
1	100 ft	1000 ft	0 ft	EHS	1/2" 1-7	44 °F	2800 lbf	2748 lbf	3358 lbf	2840 lbf	
2	200 ft	1000 ft	0 ft	EHS	1/2" 1-7	44 °F	2840 lbf	2738 lbf	3347 lbf	2840 lbf	
3L	300 ft	1000 ft	0 ft	EHS	5/8" 1-7	44 °F	2840 lbf	4290 lbf	5244 lbf	4620 lbf	
3R	300 ft	1000 ft	0 ft	EHS	5/8" 1-7	44 °F	4620 lbf	4290 lbf	5244 lbf	4620 lbf	
4	400 ft	1000 ft	0 ft	EHS	3/4" 1-19	44 °F	4620 lbf	5890 lbf	7199 lbf	5900 lbf	

GUY TENSION MEASUREMENTS

Anchor (Leg)	C	GPS Latitude	44.11279							
		GPS Longitude	-94.23429							
Guy Level	Elev.	Radius	Drop-Rise	Type	Size	Temp	Pre Tn	Min	Max	Post Tn
1	100 ft	1000 ft	0 ft	EHS	1/2" 1-7	44 °F	5900 lbf	2748 lbf	3358 lbf	3040 lbf
2	200 ft	1000 ft	0 ft	EHS	1/2" 1-7	44 °F	3040 lbf	2738 lbf	3347 lbf	3040 lbf
3L	300 ft	1000 ft	0 ft	EHS	5/8" 1-7	44 °F	3040 lbf	4290 lbf	5244 lbf	4660 lbf
3R	300 ft	1000 ft	0 ft	EHS	5/8" 1-7	44 °F	4660 lbf	4290 lbf	5244 lbf	4660 lbf
4	400 ft	1000 ft	0 ft	EHS	3/4" 1-19	44 °F	4660 lbf	5890 lbf	7199 lbf	6220 lbf

ANCHOR AND GUY LEVEL IMAGES

Site Photo



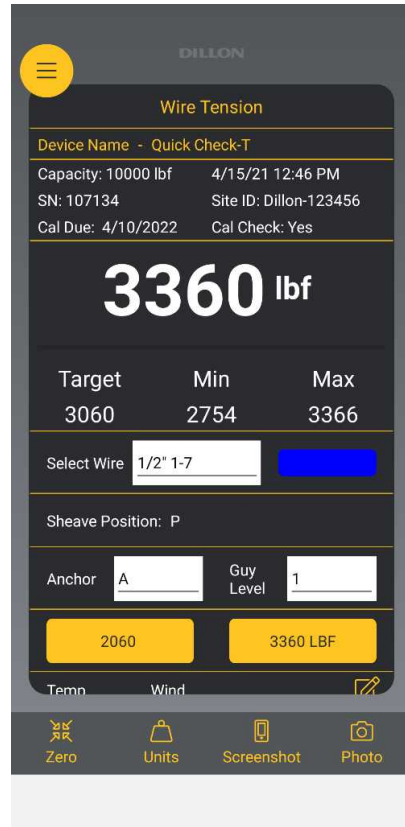
Anchor A Guy Level 1



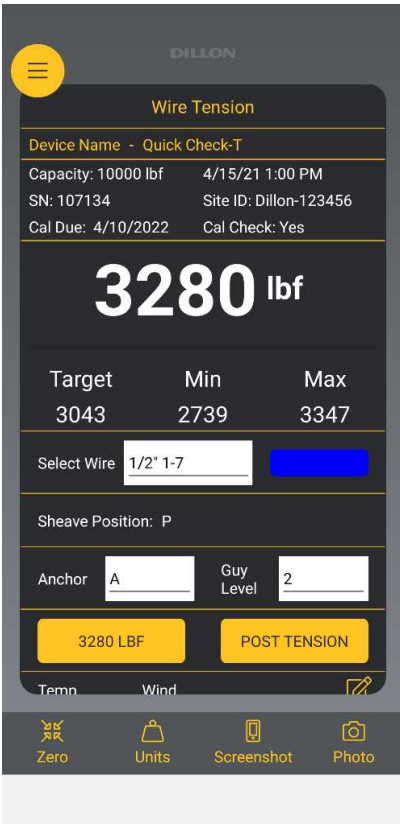
Anchor A Guy Level 1



Anchor A Guy Level 1



Anchor A Guy Level 2



Anchor A Guy Level 2



Anchor A Guy Level 2

DILLON

Wire Tension

Device Name - Quick Check-T

Capacity: 10000 lbf 4/15/21 1:04 PM
SN: 107134 Site ID: Dillon-123456
Cal Due: 4/10/2022 Cal Check: Yes

3080 lbf

Target	Min	Max
3043	2739	3347

Select Wire:

Sheave Position: P

Anchor: Guy Level:

3280 LBF **3080 LBF**

Temp Wind

Zero Units Screenshot Photo

Anchor A Guy Level 2



Anchor A Guy Level 3L

DILLON

Wire Tension

Device Name - Quick Check-T

Capacity: 10000 lbf 4/15/21 1:01 PM
SN: 107134 Site ID: Dillon-123456
Cal Due: 4/10/2022 Cal Check: Yes

3280 lbf

Target	Min	Max
4768	4291	5244

Select Wire:

Sheave Position: T

Anchor: Guy Level:

3280 LBF **POST TENSION**

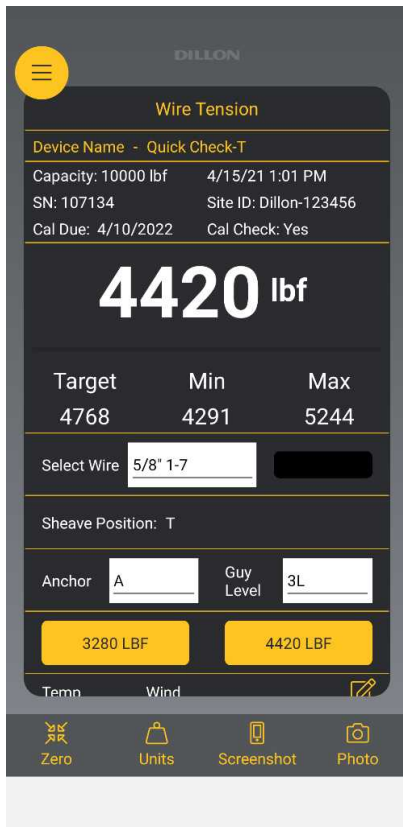
Temp Wind

Zero Units Screenshot Photo

Anchor A Guy Level 3L



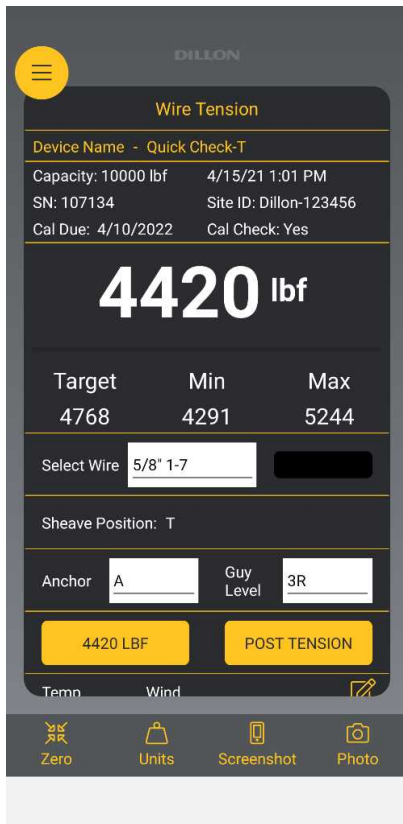
Anchor A Guy Level 3L



Anchor A Guy Level 3L



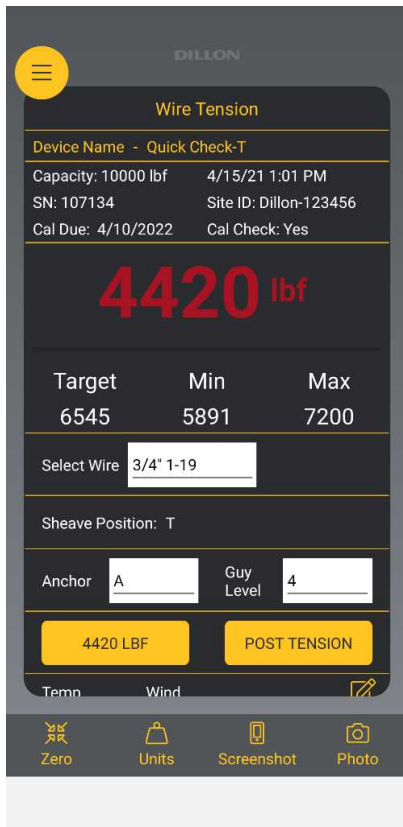
Anchor A Guy Level 3R



Anchor A Guy Level 3R



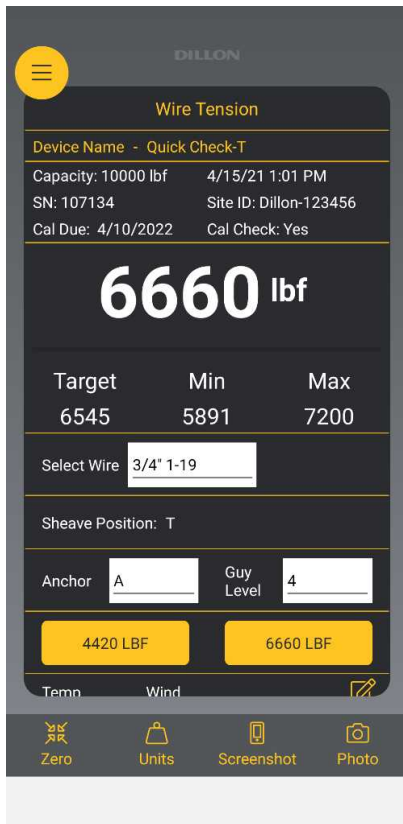
Anchor A Guy Level 4



Anchor A Guy Level 4



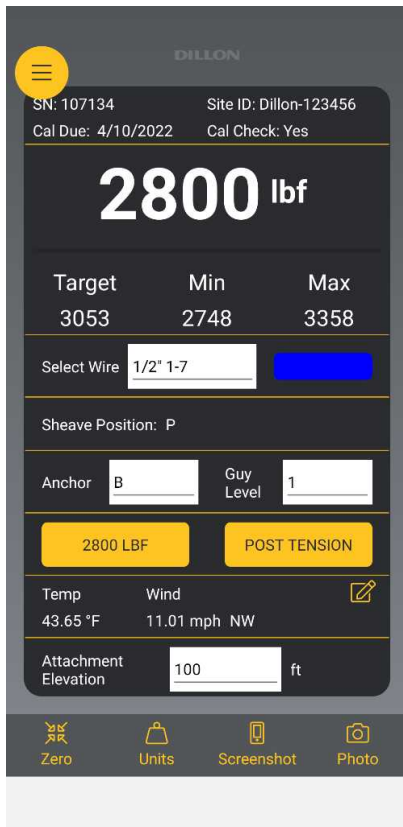
Anchor A Guy Level 4



Anchor A Guy Level 4



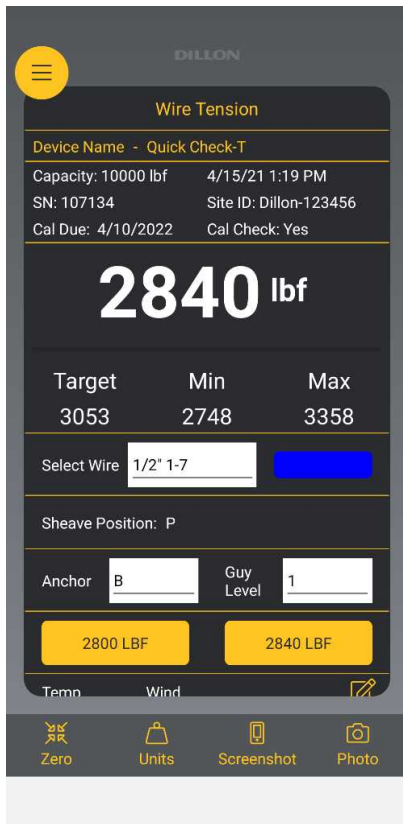
Anchor B Guy Level 1



Anchor B Guy Level 1



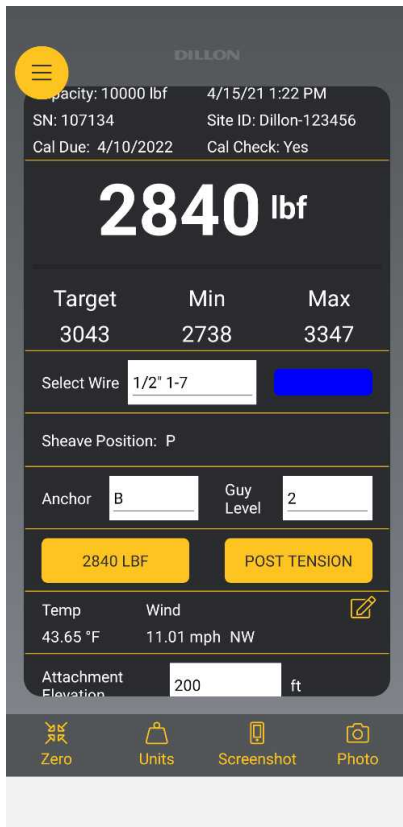
Anchor B Guy Level 1



Anchor B Guy Level 1



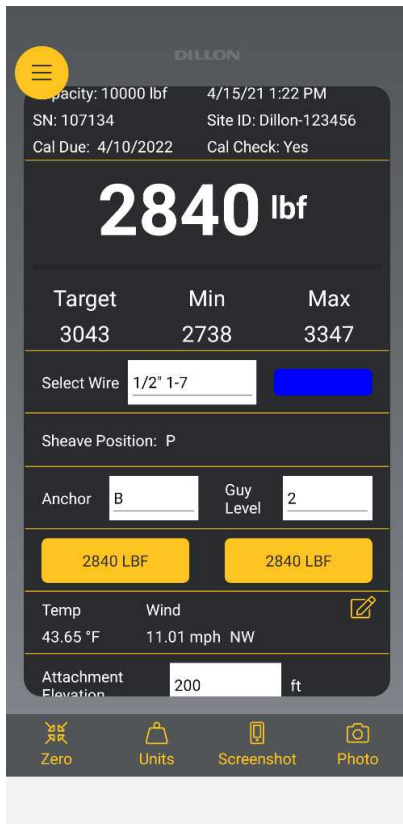
Anchor B Guy Level 2



Anchor B Guy Level 2



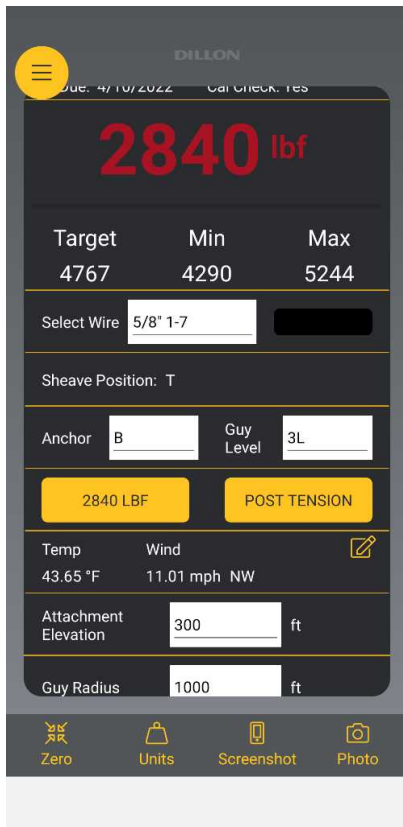
Anchor B Guy Level 2



Anchor B Guy Level 2



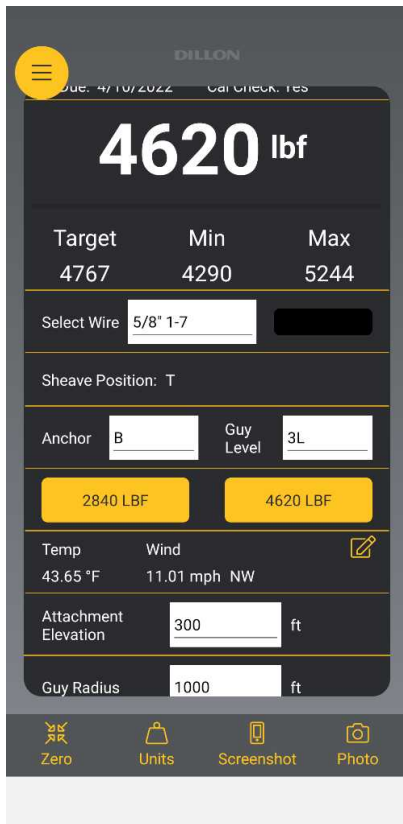
Anchor B Guy Level 3L



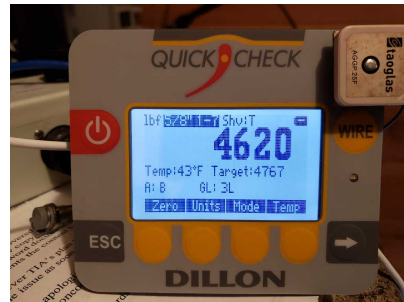
Anchor B Guy Level 3L



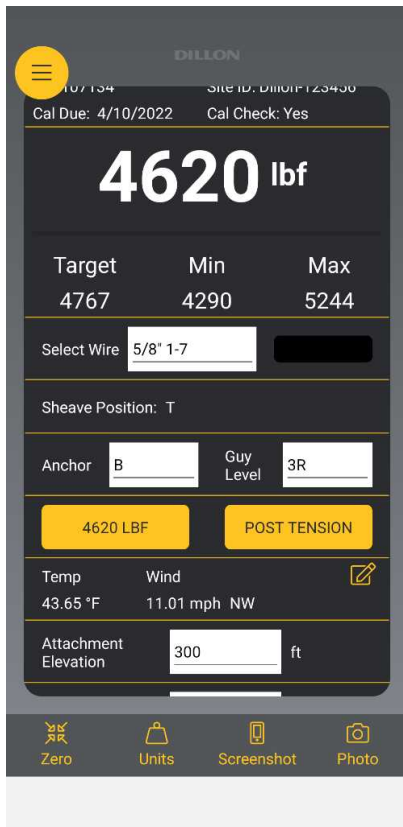
Anchor B Guy Level 3L



Anchor B Guy Level 3L



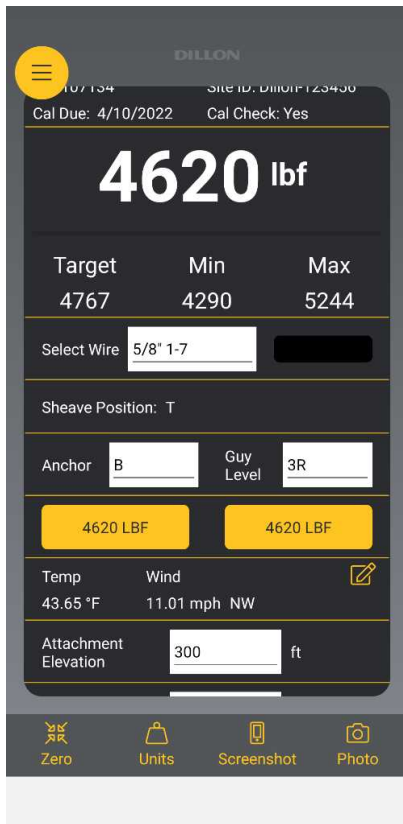
Anchor B Guy Level 3R



Anchor B Guy Level 3R



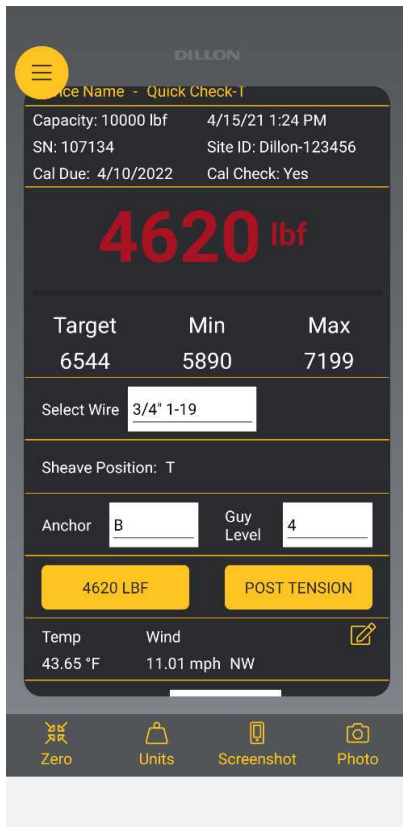
Anchor B Guy Level 3R



Anchor B Guy Level 3R



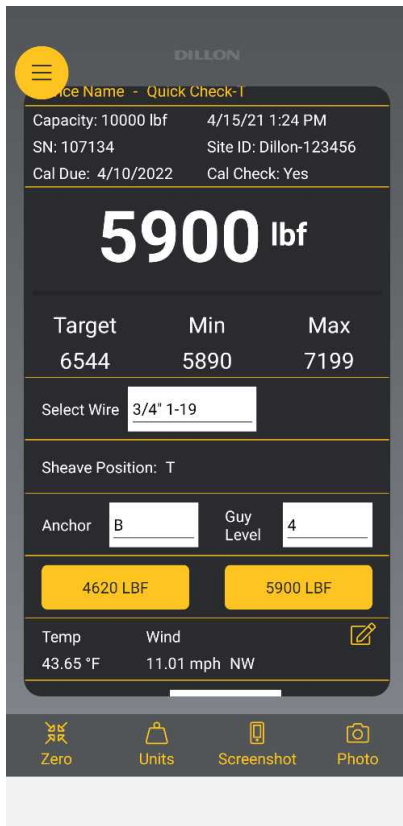
Anchor B Guy Level 4



Anchor B Guy Level 4



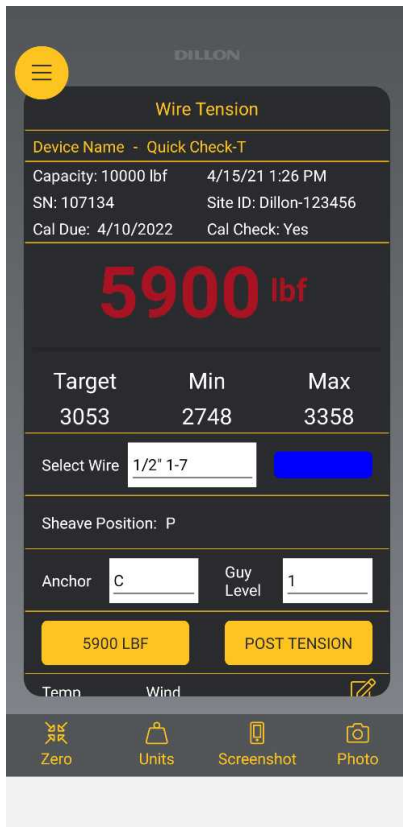
Anchor B Guy Level 4



Anchor B Guy Level 4



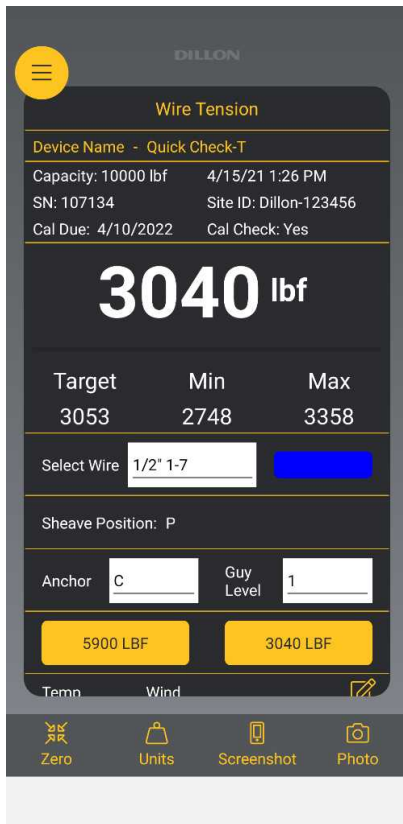
Anchor C Guy Level 1



Anchor C Guy Level 1



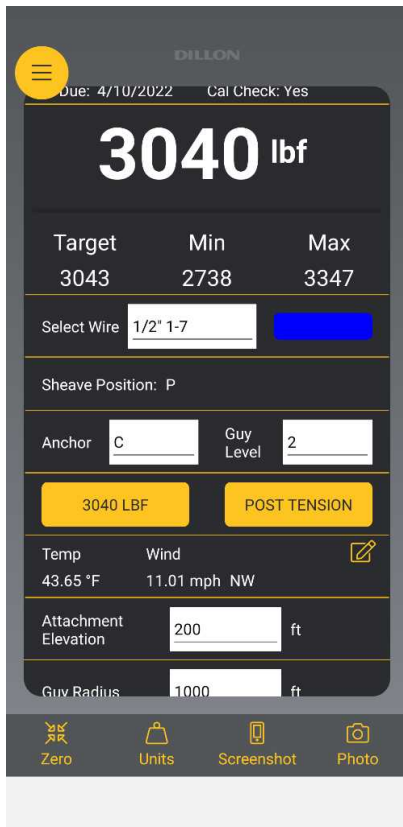
Anchor C Guy Level 1




Anchor C Guy Level 1



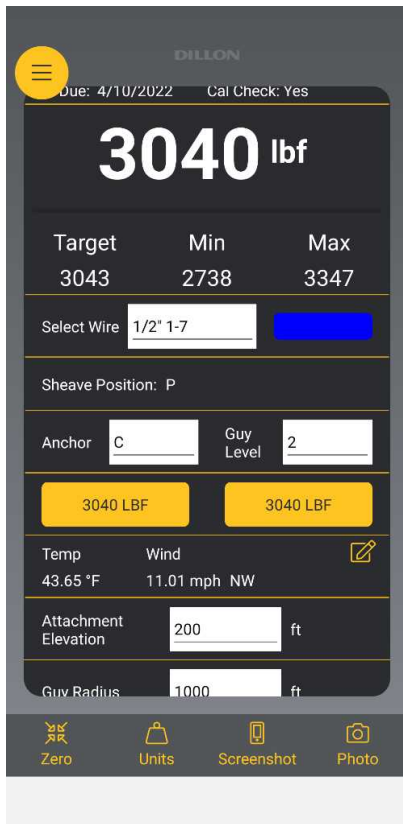
Anchor C Guy Level 2



Anchor C Guy Level 2



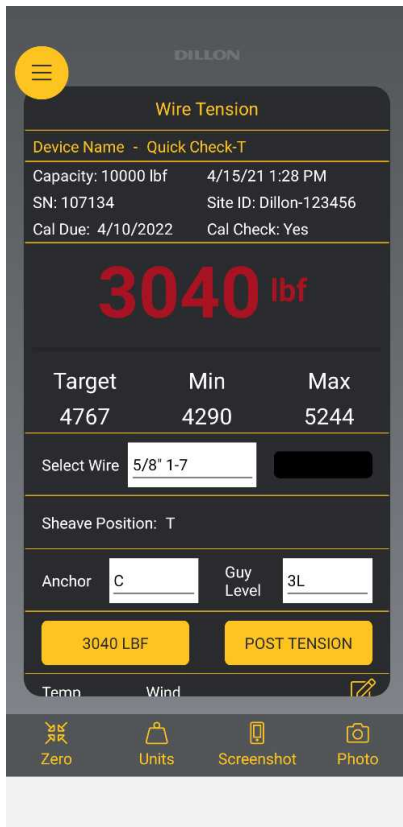
Anchor C Guy Level 2



Anchor C Guy Level 2



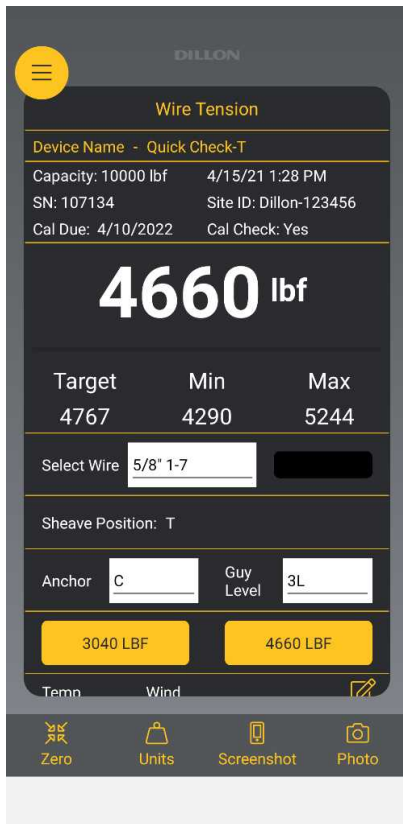
Anchor C Guy Level 3L



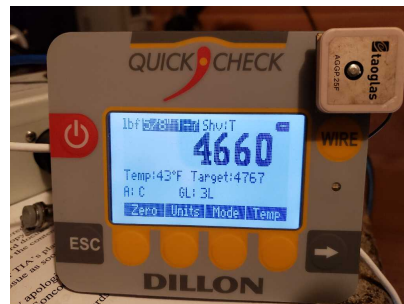
Anchor C Guy Level 3L



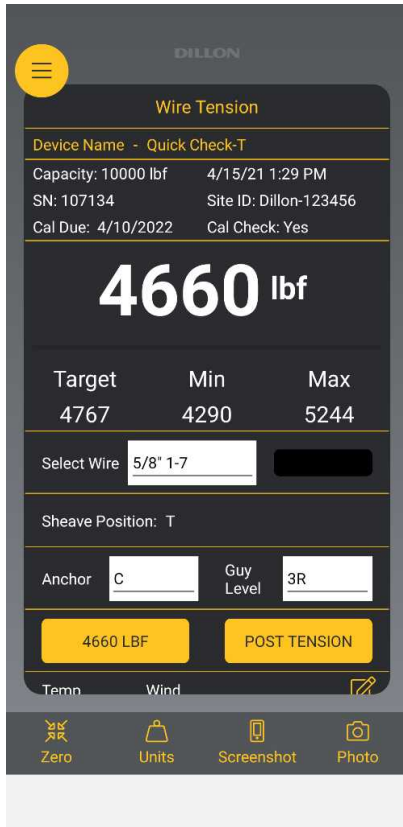
Anchor C Guy Level 3L



Anchor C Guy Level 3L



Anchor C Guy Level 3R




Anchor C Guy Level 3R



Anchor C Guy Level 3R



Anchor C Guy Level 3R



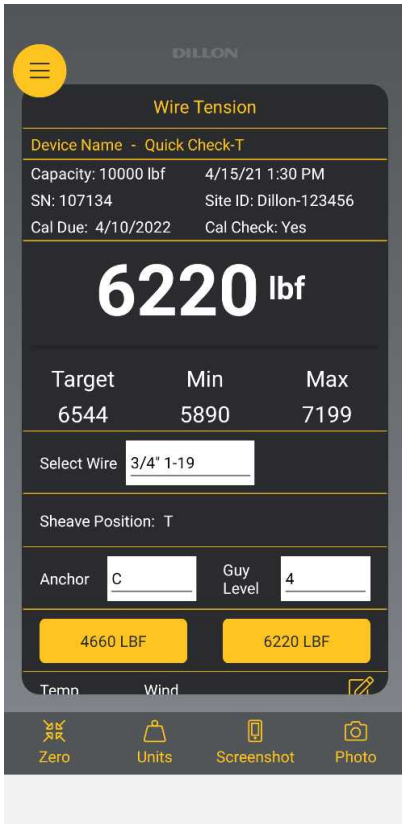
Anchor C Guy Level 4



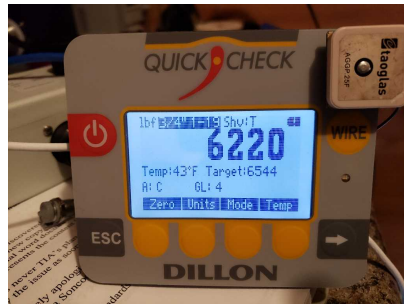
Anchor C Guy Level 4



Anchor C Guy Level 4



Anchor C Guy Level 4



MAINTENANCE LOG

fix gate



safety 8 on Anchor C



safety 8 on Anchor A

